

Automation & Fixture, Inc.

5352 RUSCHE DR NW
COMSTOCK PARK MI 4932
PHONE: 616 785-5400
FAX: 616 785-0540

CUSTOMER: ANTOLIN
PROJECT: MAP POCKET PUNCH TOOL

CGAF JOB NUMBER: 001929

TABLE OF CONTENTS

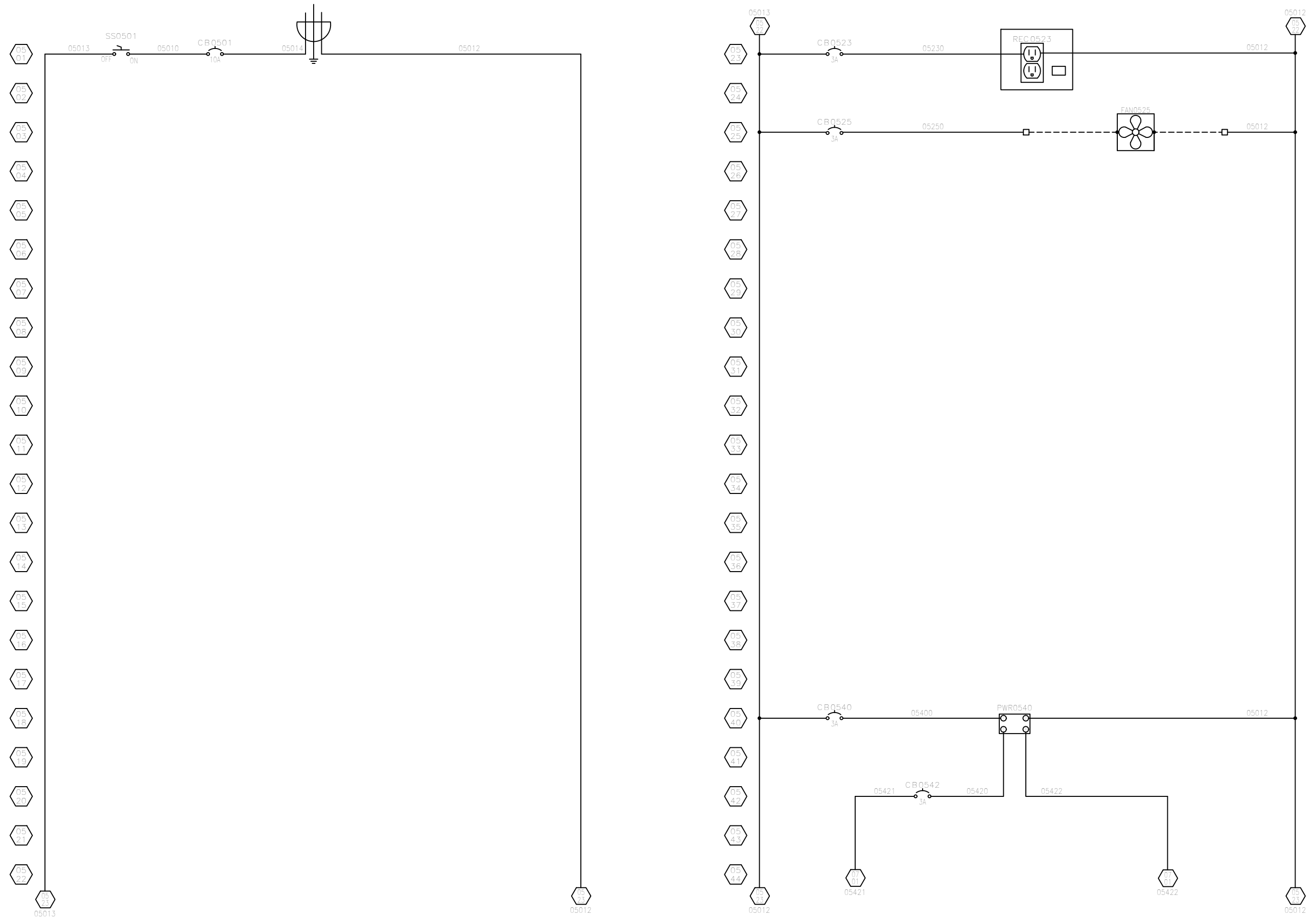
SHEET	DESCRIPTION
I01 INDEX	DRAWING INDEX
E02	SPARE SHEET
E03	SPARE SHEET
E04	SPARE SHEET
E05	120VAC POWER DISTRIBUTION
E06	SPARE SHEET
E07	24VDC POWER
E08	SPARE SHEET
E09	SPARE SHEET
E10	SPARE SHEET
E11	SPARE SHEET
E12	LIGHT CURTAINS
E13	SPARE SHEET
E14	SPARE SHEET
E15	SPARE SHEET
E16	SPARE SHEET
E17	SPARE SHEET
E18	SPARE SHEET
E19	SPARE SHEET
E20	SPARE SHEET
E21	SPARE SHEET
E22	SPARE SHEET
E23	SPARE SHEET
E24	SPARE SHEET
E25	SPARE SHEET
E26	SPARE SHEET
E27	SPARE SHEET
E28	SPARE SHEET
E29	SPARE SHEET

TABLE OF CONTENTS

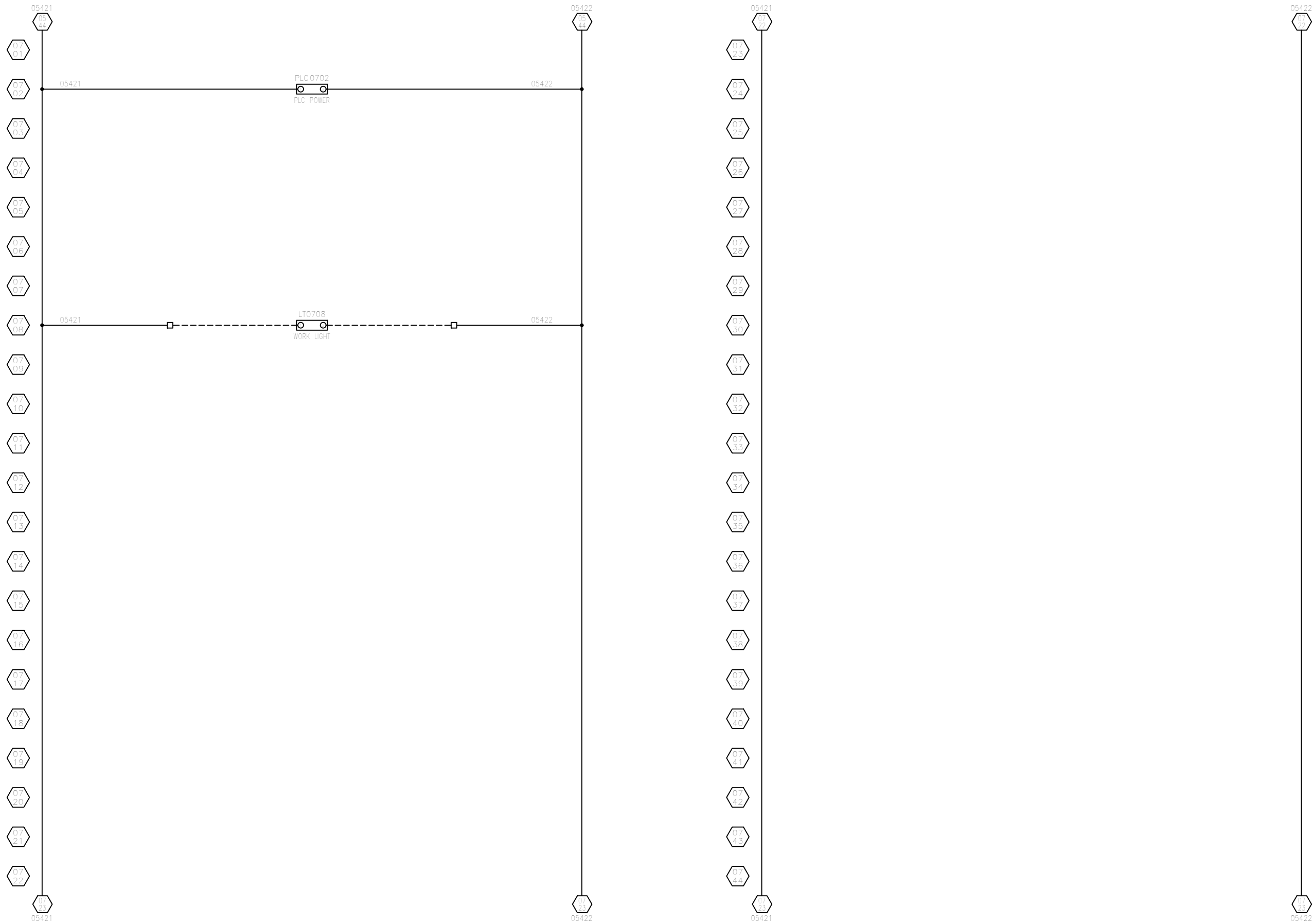
SHEET	DESCRIPTION
E30	SPARE SHEET
E31	INPUTS / OUTPUTS
E32	SPARE SHEET
E33	SPARE SHEET
E34	SPARE SHEET
E35	SPARE SHEET
E36	SPARE SHEET
E37	SPARE SHEET
E38	SPARE SHEET
E39	SPARE SHEET
E40	SPARE SHEET
E41	SPARE SHEET
E42	SPARE SHEET
E43	SPARE SHEET
E44	SPARE SHEET
E45	SPARE SHEET
E46	SPARE SHEET
E47	SPARE SHEET
E48	SPARE SHEET
E49	SPARE SHEET
E50	SPARE SHEET
E51	SPARE SHEET
E52	SPARE SHEET
E53	SPARE SHEET
E54	SPARE SHEET
E55	SPARE SHEET
E56	SPARE SHEET
E57	SPARE SHEET
E58	SPARE SHEET

TABLE OF CONTENTS

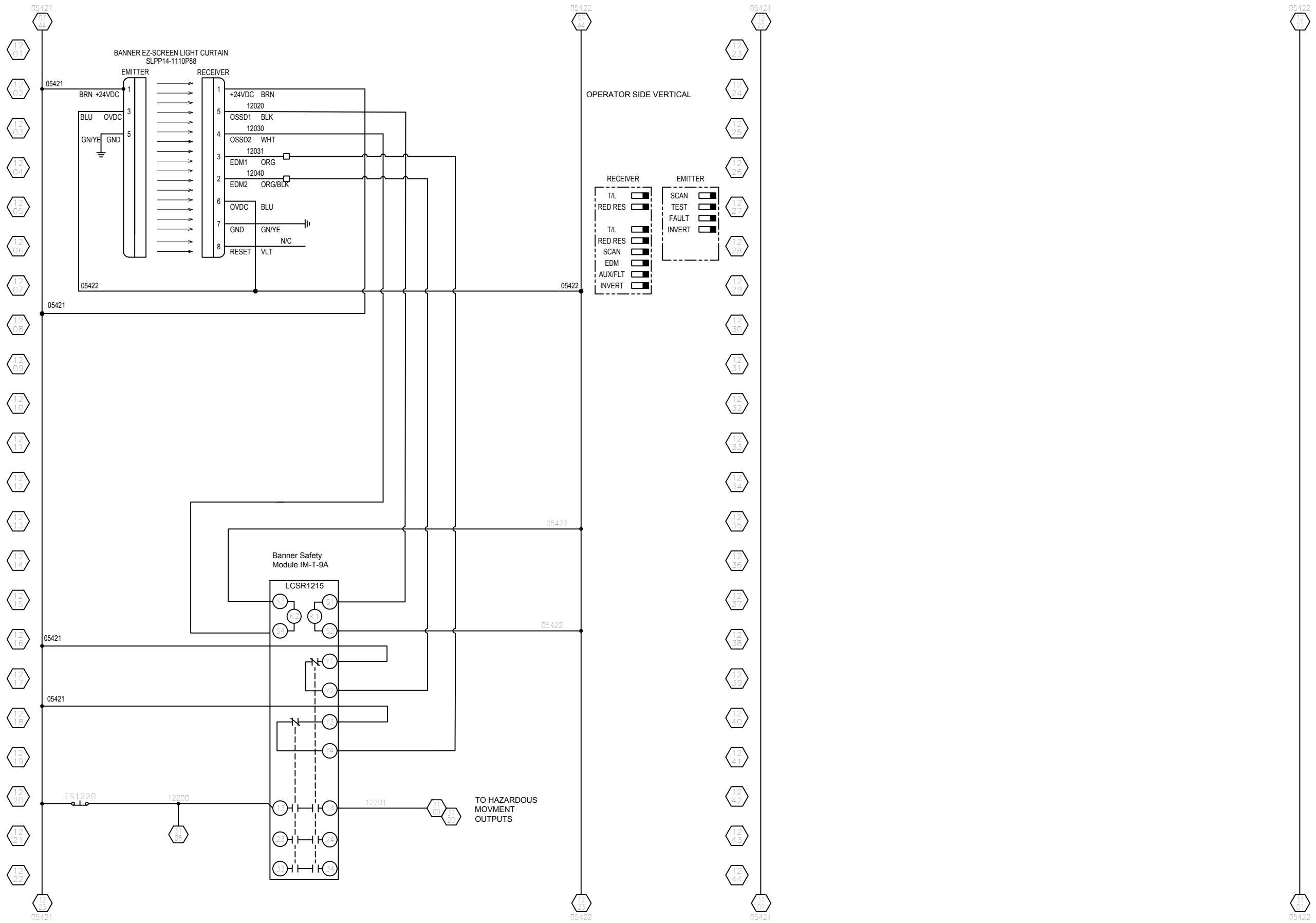
SHEET	DESCRIPTION
E59	SPARE SHEET
E60	PANEL LAYOUT
E61	PANEL LAYOUT
E62	SPARE SHEET
E63	SPARE SHEET
E64	SPARE SHEET
E65	SPARE SHEET
E66	SPARE SHEET
E67	SPARE SHEET
E68	SPARE SHEET
E69	SPARE SHEET
E70	SPARE SHEET
E71	SPARE SHEET
E72	SPARE SHEET
E73	SPARE SHEET
E74	SPARE SHEET
E75	PANEL LAYOUT
E76	SPARE SHEET
E77	SPARE SHEET
E78	SPARE SHEET
E79	ELECTRIC BOM
P80	SPARE SHEET
P81	SPARE SHEET
P82	SPARE SHEET
P83	SPARE SHEET
P84	PNEUMATIC DIAGRAM
P85	PNEUMATIC BOM
P86	
P87	



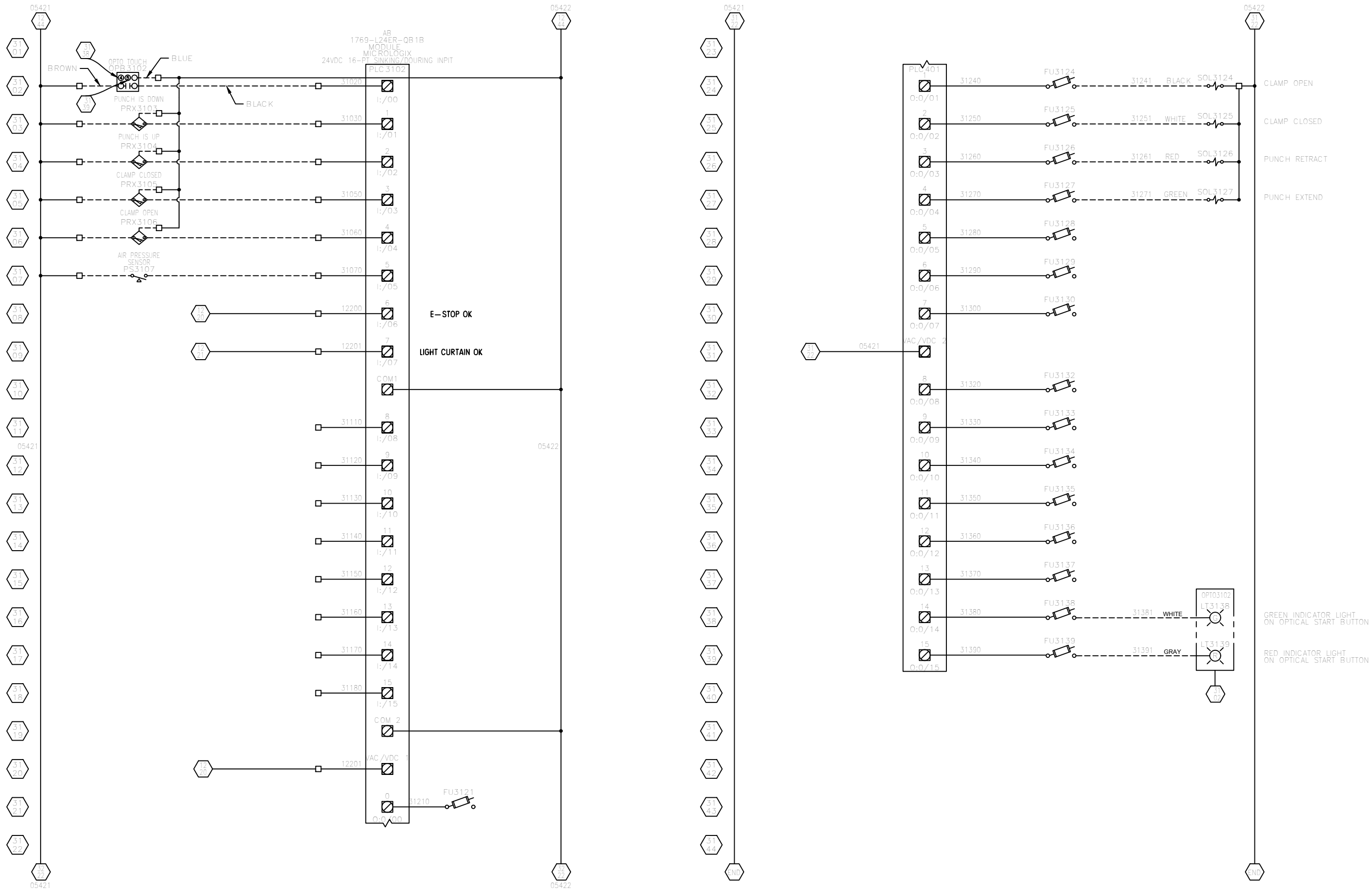
This drawing is the sole property of CG Automation & Fixture, and embodies a confidential proprietary design. All rights in this document and in the information contained herein are reserved by CG Automation & Fixture. This document may not be reproduced or used and its contents may not be disclosed to others without the expressed written consent of CG Automation & Fixture.	NOTICE									
	NO.	DATE	REVISIONS	BY	APPVD			5352 RUSCHE DR NW COMSTOCK PARK MI 48321 PHONE: 616 785-5400 FAX: 616 785-0540	DATE: 5/18/16 REF DWG: N/A CGAF JOB NUMBER: 001929	CUSTOMER: ANTOLIN PROJECT: MAP POCKET SHEET TITLE: 120VAC POWER DISTRIBUTION

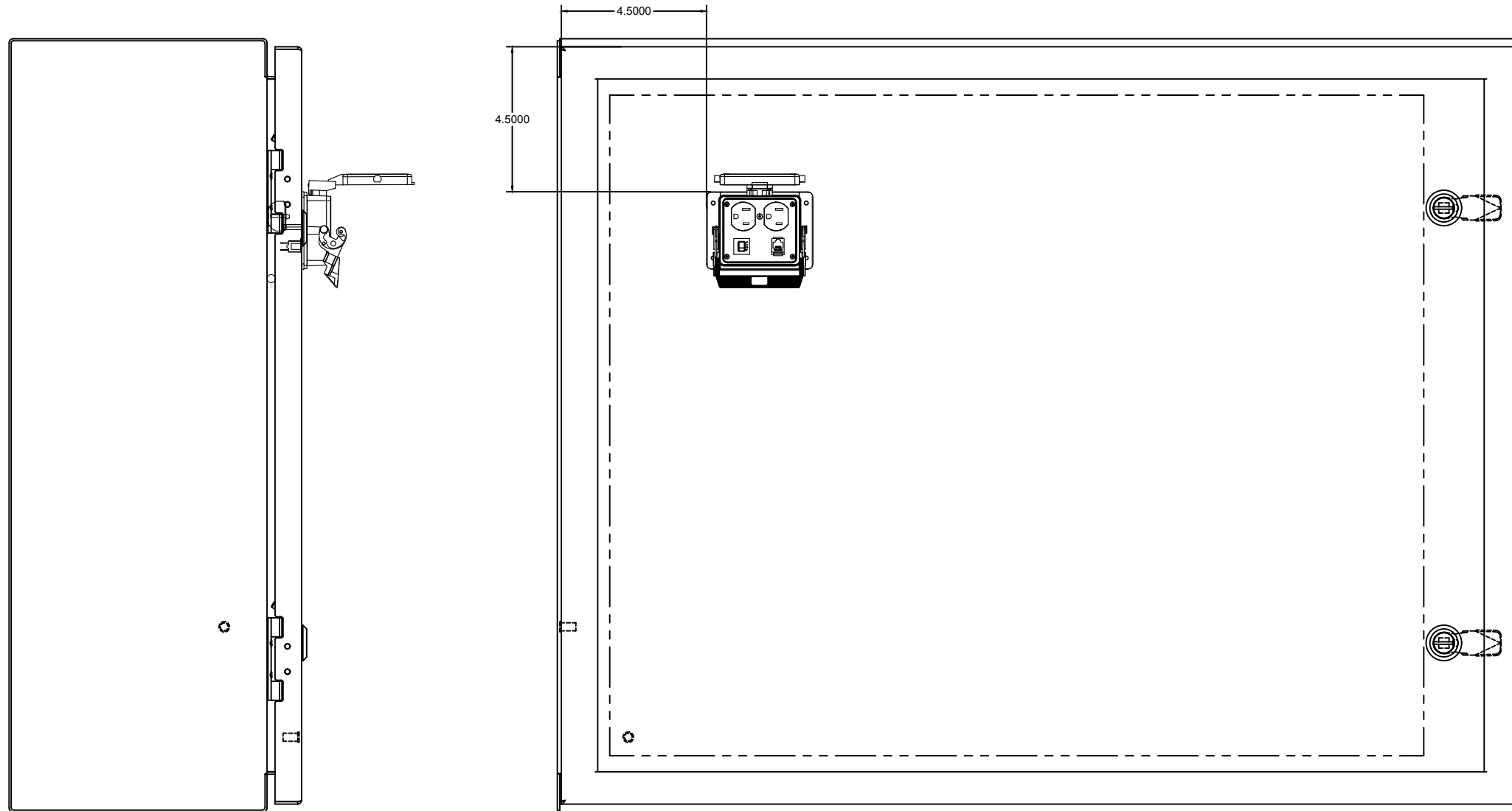


This drawing is the sole property of CG Automation & Fixture, and embodies a confidential proprietary design. All rights in this document and in the information contained herein are reserved by CG Automation & Fixture. This document may not be reproduced or used and its contents may not be disclosed to others without the expressed written consent of CG Automation & Fixture.	NOTICE		-	-	-	-	-	DATE	CUSTOMER	DRAWN BY
	NO.	DATE	REVISIONS	BY	APP'VD			5/18/16	ANTOLIN	JJB
							5352 RUSCHE DR NW COMSTOCK PARK MI 48321 PHONE: 616 785-5400 FAX: 616 785-0540		PROJECT	SHEET
							N/A		MAP POCKET	07 OF 85
							001929		SHEET TITLE	DRAWING NO.
							24VDC POWER			E07



<p>NOTICE</p> <p>This drawing is the sole property of CG Automation & Fixture, and embodies a confidential proprietary design. All rights in this document and in the information contained herein are reserved by CG Automation & Fixture. This document may not be reproduced or used and its contents may not be disclosed to others without the expressed written consent of CG Automation & Fixture.</p>		<table border="1"> <tr> <td>rev</td> <td>date</td> <td>design</td> <td>jib</td> <td>approved by</td> </tr> <tr> <td>NO.</td> <td>DATE</td> <td>REVISIONS</td> <td>BY</td> <td>APP'VD</td> </tr> </table>		rev	date	design	jib	approved by	NO.	DATE	REVISIONS	BY	APP'VD			<p>5352 RUSCHE DR NW COMSTOCK PARK MI 48321 PHONE: 616 785-5400 FAX: 616 785-0540</p>		<table border="1"> <tr> <td>DATE</td> <td>CUSTOMER</td> <td>DRAWN BY</td> </tr> <tr> <td>5/18/16</td> <td>ANTOLIN</td> <td>JJB</td> </tr> <tr> <td>REF DWG:</td> <td>PROJECT</td> <td>SHEET</td> </tr> <tr> <td>N/A</td> <td>MAP POCKET</td> <td>OF 05</td> </tr> <tr> <td>CGAF JOB NUMBER:</td> <td>SHEET TITLE</td> <td>DRAWING NO.</td> </tr> <tr> <td>001929</td> <td>LIGHT CURTAIN</td> <td>E12</td> </tr> </table>		DATE	CUSTOMER	DRAWN BY	5/18/16	ANTOLIN	JJB	REF DWG:	PROJECT	SHEET	N/A	MAP POCKET	OF 05	CGAF JOB NUMBER:	SHEET TITLE	DRAWING NO.	001929	LIGHT CURTAIN	E12
rev	date	design	jib	approved by																																	
NO.	DATE	REVISIONS	BY	APP'VD																																	
DATE	CUSTOMER	DRAWN BY																																			
5/18/16	ANTOLIN	JJB																																			
REF DWG:	PROJECT	SHEET																																			
N/A	MAP POCKET	OF 05																																			
CGAF JOB NUMBER:	SHEET TITLE	DRAWING NO.																																			
001929	LIGHT CURTAIN	E12																																			



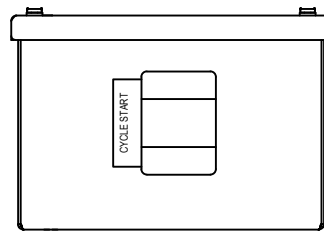
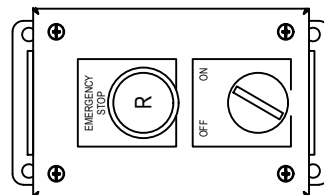


LEFT SIDE VIEW

FRONT VIEW

RIGHT SIDE VIEW

OPERATOR CYCLE START STAND TOP



This drawing is the sole property of CG Automation & Fixture, and embodies a confidential proprietary design. All rights in this document and in the information contained herein are

NOTICE

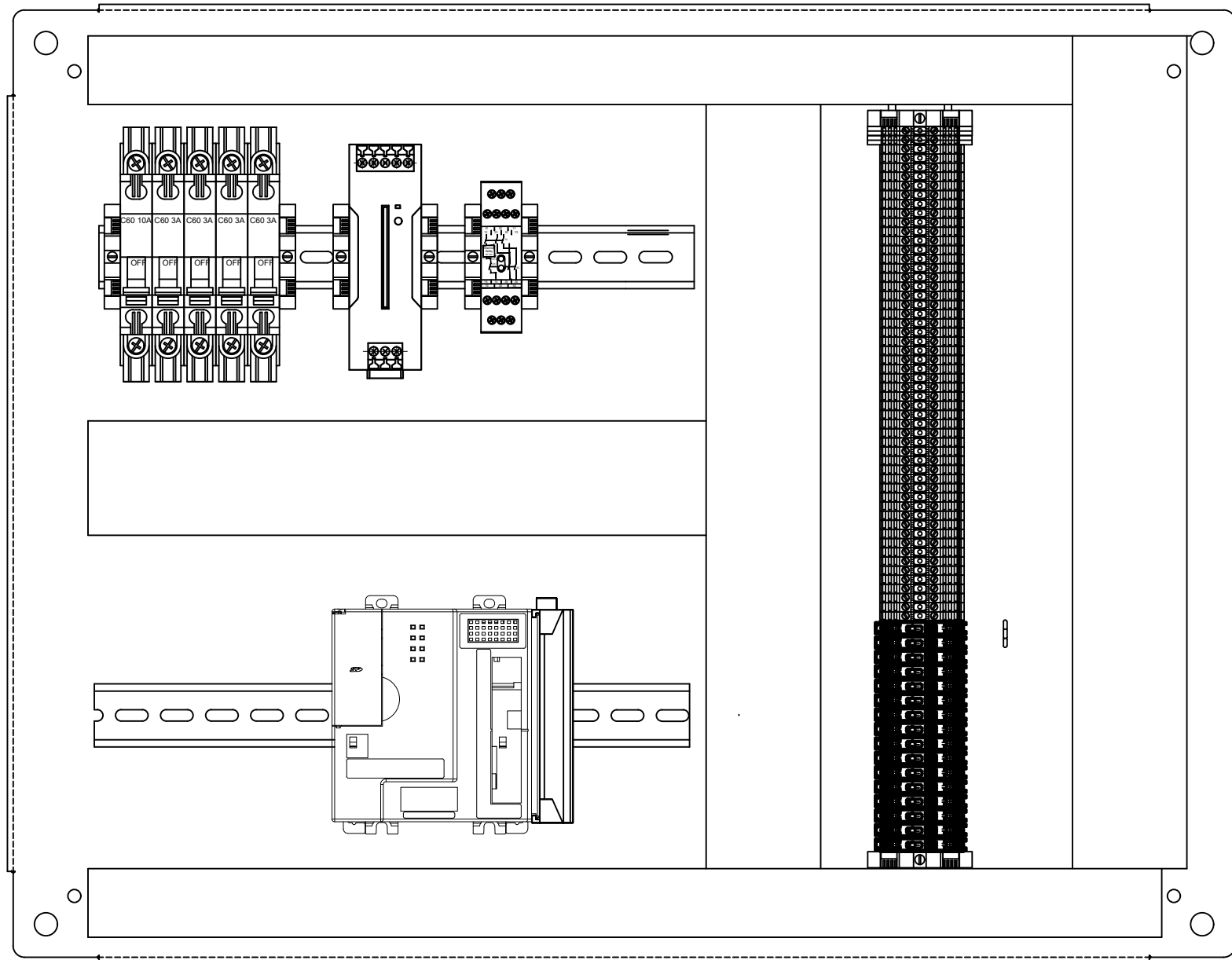
reserved by CG Automation & Fixture. This document may not be reproduced or used and its contents may not be disclosed to others without the expressed written consent of CG Automation & Fixture.

NO.	DATE	REVISIONS	BY	APP'VD
-	-	-	-	-
-	-	-	-	-
-	-	-	-	-



5352 RUSCHE DR NW
COMSTOCK PARK MI 48321
PHONE: 616 785-5400
FAX: 616 785-0540

DATE	CUSTOMER	DRAWN BY
5/18/16	ANTOLIN	JJB
REF DWG:	PROJECT	SHEET
N/A	EQUIPMENT	09 OF 10
CGAF JOB NUMBER:	SHEET TITLE	DRAWING NO.
001929	PANEL LAYOUT	E60



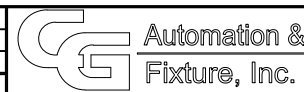
SUBPANEL FRONT VIEW

This drawing is the sole property of CG Automation & Fixture, and embodies a confidential proprietary design. All rights in this document and in the information contained herein are

NOTICE

reserved by CG Automation & Fixture. This document may not be reproduced or used and its contents may not be disclosed to others without the expressed written consent of CG Automation & Fixture.

NO.	DATE	REVISIONS	BY	APPVD
-	-	-	-	-
-	-	-	-	-
-	-	-	-	-



5352 RUSCHE DR NW
COMSTOCK PARK MI 48321
PHONE: 616 785-5400
FAX: 616 785-0540

DATE	CUSTOMER	DRAWN BY
5/18/16	ANTOLIN	JJB
REF DWG:	PROJECT	SHEET
N/A	EQUIPMENT	81 OF 85
CGAF JOB NUMBER:	SHEET TITLE	DRAWING NO.
001929	PANEL LAYOUT	E61

S/N: 001929 BILL OF MATERIAL (BOM)

ITEM #	QTY	P/N	MANUFACTURER	DESCRIPTION
INSIDE CONTROL BOX				
1	1	S8VK-C12024	Omron	24vdc Power Supply 4 amperes
2	1	L24ER-QB1B	Allen-Bradley	PLC
3	1	SFNB-5TX	Phoenix Contact	Ethernet Switch, 5 TP RJ45 Ports
4	1	IM-T-9A	Banner	Machine Safety Relay
5	1	HT8A	Eaton	Contact Block Normally Open
6	1	HT8B	Eaton	Contact Block Normally Closed
7	1	800T-FX6A5	Allen-Bradley	E-stop Mushroom Push Button
8	1	800T-H2	Allen-Bradley	On/Off Selector Switch
9	1	MGN61308	Schneider	10 Amp Single Pole Circuit Breaker
10	4	MGN61303	Schneider	3 Amp Single Pole Circuit Breaker
11	3	DN-G10	Phoenix Contact	Ground Terminal
12	9	DN-T12-A	Phoenix Contact	Grey Terminal
13	3	DN-T12YEL-A	Phoenix Contact	Yellow Terminal
14	32	DN-T12B-A	Phoenix Contact	Blue Terminal
15	8	DN-T12RED-A	Phoenix Contact	Red Terminal
16	11	DN-EB35	Phoenix Contact	End Anchor
17	16	GMA-500-R	BUSSMANN	Mini .5 amp fuse
18	16	WSI 4	Weidmuller	Fused Terminal
19	1	DP-RJ45-R-32	Mencom Corporation	Programming Port
20	1	PS1000-RO7L	SMC Corporation	Electronic Pressure Switch
OUTSIDE CONTROLS PANEL				
21	2	BI 4-M12K-AP6X-H1141	Turck	Proximity Sensor ID #: T4607200
22	2	VTBP6GRL	Banner	Opto-Touch (Start Cycle Button)
23	1	5266-C	LEVITON/CRESCENT	15 Amp 125VAC male plug
24	1	SCE-24EL2408LP	Saginaw Controls	Controls Box
25	1	SCE-24P24	Saginaw Controls	Controls Box Subpanel
26	1	SCE-2PBX	Saginaw Controls	Box for E-stop, On/Off switch, & Opto-Touch Button
27	1	8EA-146-2	DE-STA-CO	Sensor with In-line Connector (Replacement Order No.: 8EA-146-2)
28	1	SLPE25-690P8	Banner	EZ-SCREEN LP Low-Profile Safety Light Screen
29	1	SLPR25-690P8	Banner	EZ-SCREEN LP Low-Profile Safety Light Screen
30	1	800T-X504	Allen-Bradley	Legend Plate E-Stop
31	1	RKT4-633/10M	Lumberg Automation	12 mm Straight Flying Lead
32	3	WK 4.43T-5	Turck	U2209-59 12 mm 90 degree Flying Lead
33	1	KEL-ER 10/6	ICOTEK.DE	Wire Cage Clamp
34	1		Crescent Electric	3/4" Cord Grips
35	2	4/5	ICOTEK.DE	Rubber Grommet for Cage Clamp
36	1		Crescent Electric	Handy Box for 20 amp Receptacle
37	1	KQ2E07-00A	SMC Corporation	Air Pass Through Fitting for Pressure Sensor
38	1	WLB32C1130PB Q	Banner	Banner LED

