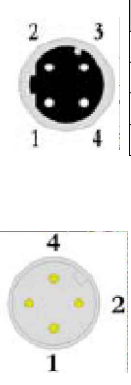
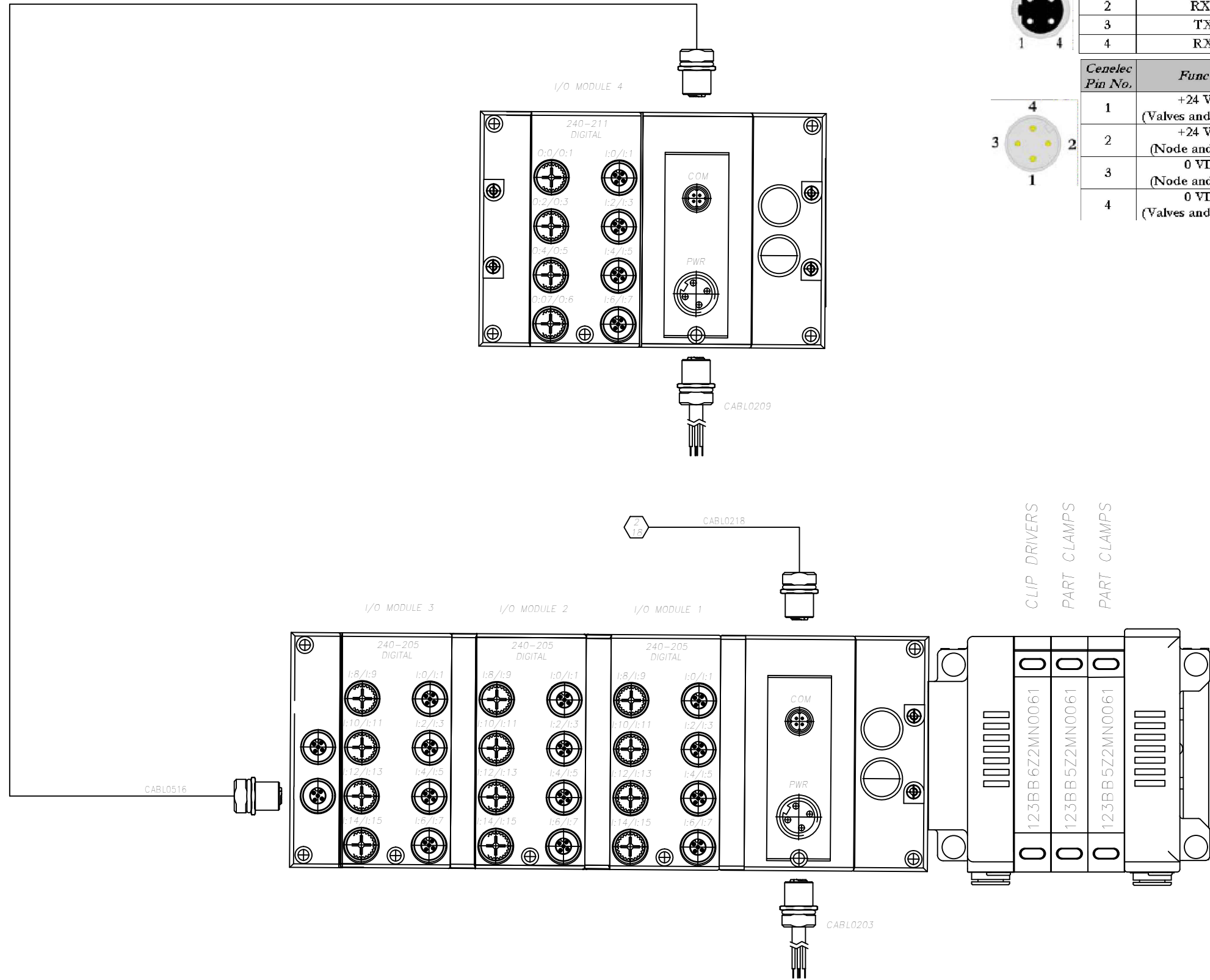


- 05 01
- 05 02
- 05 03
- 05 04
- 05 05
- 05 06
- 05 07
- 05 08
- 05 09
- 05 10
- 05 11
- 05 12
- 05 13
- 05 14
- 05 15
- 05 16
- 05 17
- 05 18
- 05 19



Pin No.	Function	Description
1	TX+	Positive Transmit Line
2	RX+	Positive Receive Line
3	TX-	Negative Transmit Line
4	RX-	Negative Receive Line

Cenelec Pin No.	Function	Description
1	+24 VDC (Valves and Outputs)	Voltage used to power outputs (valve coils and discrete outputs) SW
2	+24 VDC (Node and Inputs)	Voltage used to power discrete inputs and node electronics UNSW
3	0 VDC (Node and Inputs)	0 VDC Voltage used to power discrete inputs and node electronics UNSW
4	0 VDC (Valves and Outputs)	0 VDC Voltage used to power outputs (valve coils and discrete outputs) SW

APPROVALS N/A	SUPPLY VOLTAGE 480V 3PH 60HZ	NEMA TYPE 12
AREA CLASSIFICATION GENERAL INDUSTRIAL		
REV	DESCRIPTION	DATE BY

□	MAIN PNL TERMINALS
△	N/A
○	OPR STA TERMINALS
◇	J-BOX TERMINALS
○	FUSED TERMINALS

THIS DOCUMENT CONTAINS PROPRIETARY INFORMATION WHICH IS THE PROPERTY OF FEYEN ZYLSTRA, INC. THIS INFORMATION HAS BEEN DETERMINED TO BE CONFIDENTIAL BY FEYEN ZYLSTRA, INC., AND SHALL NOT BE USED, DISCLOSED OR REPRODUCED, IN WHOLE OR IN PART FOR THE MANUFACTURE OR SALE OF ANY PART OR PRODUCT BY YOU OR ANY OTHER PARTY TO WHOM THE INFORMATION MAY BE SUPPLIED WITHOUT THE PRIOR WRITTEN CONSENT OF FEYEN ZYLSTRA, INC.

fz FEYEN ZYLSTRA
2396 HILLSIDE DR NW
GRAND RAPIDS, MI 49544

ENGINEER PH
SCALE N/A

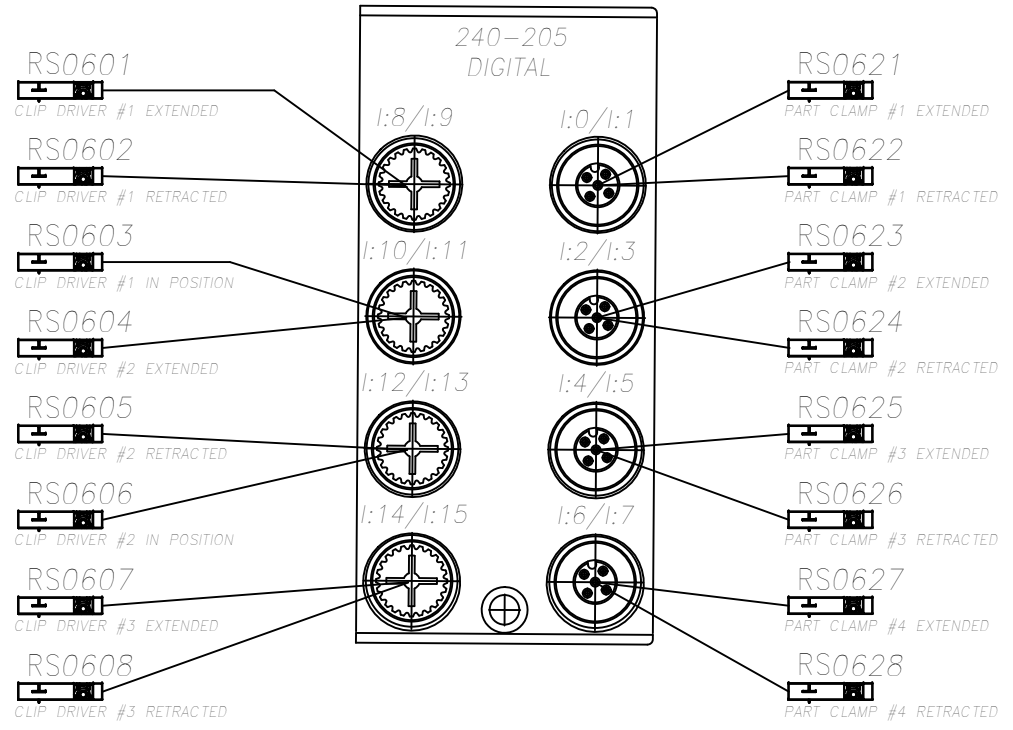
DRAWN BY NJN
CHECKED BY

I/O SCHEMATIC		
CG AUTOMATION & FIXTURE, INC TOOLING FIXTURES TOOL PACK 1889		
CSO # 4/18/2016	DRAWING # 1889-E05	REV
DATE 6/16/2016	SHEET 5 OF 11	

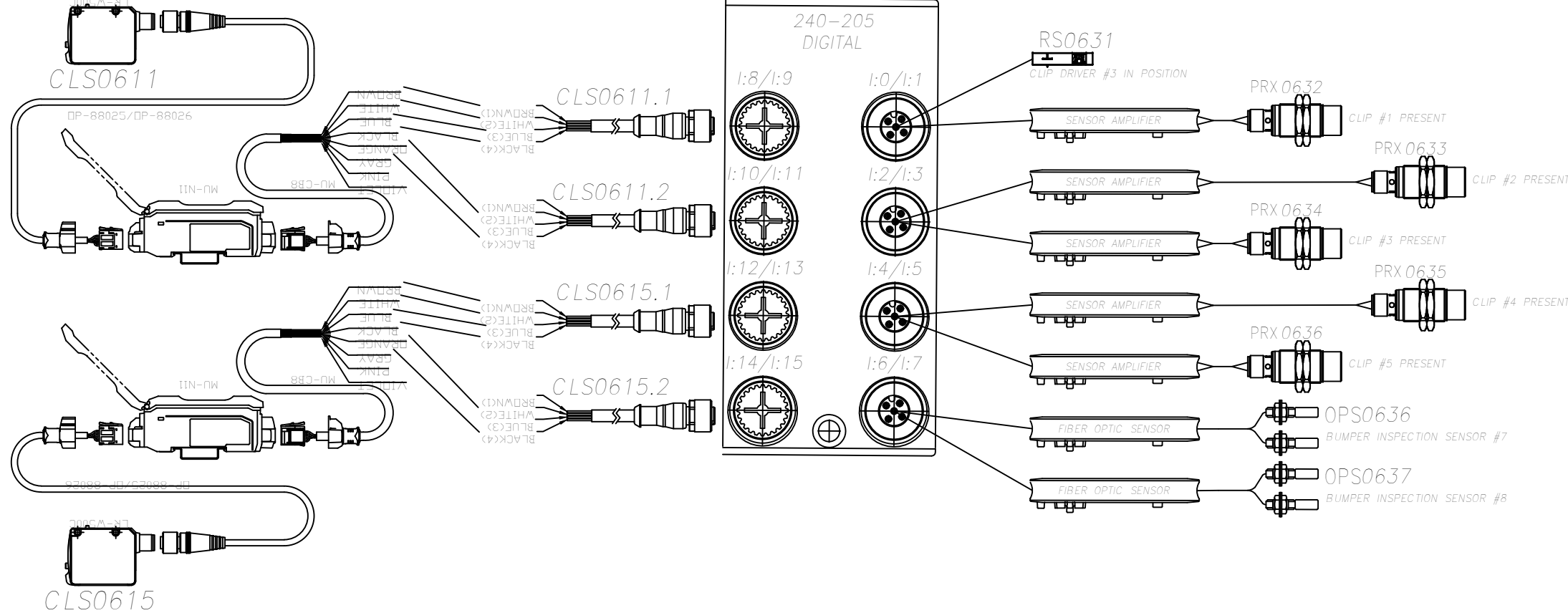
PRX = PROXIMITY SENSOR
 LZS = LASER SENSOR
 LS = LIMIT SWITCH
 OPB = OPTICAL PUSH BUTTON
 OPS = OPTICAL PRESENCE SENSOR
 ESPB = E-STOP PUSH BUTTON
 PB = PUSH BUTTON
 SV = SOLENOID VALVE
 PRS = PRESSURE SWITCH
 LVDT = LINEAR TRANSDUCER
 CR = CONTROL RELAY
 CLS = COARSE SENSOR

06 00
 06 01
 06 02
 06 03
 06 04
 06 05
 06 06
 06 07
 06 08
 06 09
 06 10
 06 11
 06 12
 06 13
 06 14
 06 15
 06 16
 06 17
 06 18
 06 19

I/O MODULE 1



I/O MODULE 2



06 20
 06 21
 06 22
 06 23
 06 24
 06 25
 06 26
 06 27
 06 28
 06 29
 06 30
 06 31
 06 32
 06 33
 06 34
 06 35
 06 36
 06 37
 06 38
 06 39

APPROVALS N/A	SUPPLY VOLTAGE 480V 3PH 60HZ	NEMA TYPE 12
------------------	---------------------------------	-----------------

AREA CLASSIFICATION
GENERAL INDUSTRIAL

REV	DESCRIPTION	DATE	BY	TERMINAL BLOCK LEGEND
				□ MAIN PNL TERMINALS △ N/A ○ OPR STA TERMINALS ◇ J-BOX TERMINALS ○ FUSED TERMINALS

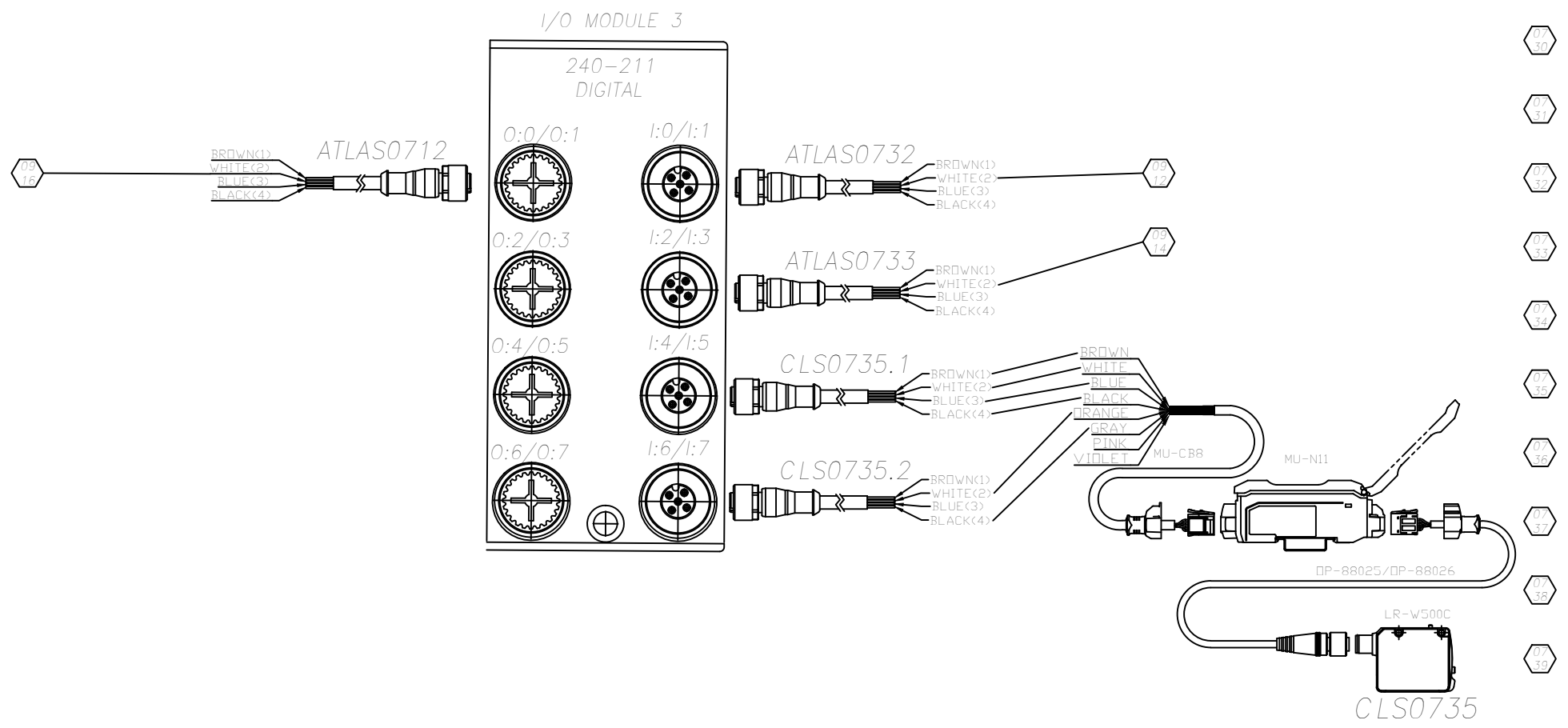
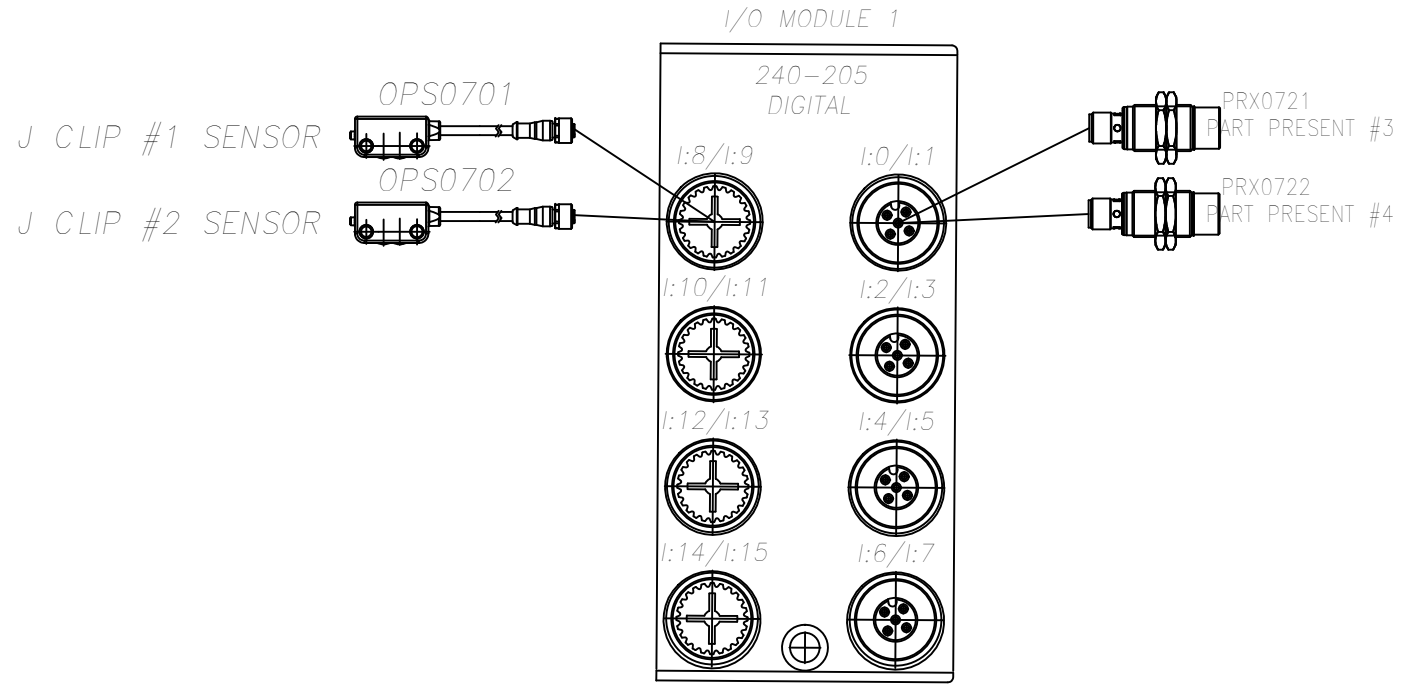
THIS DOCUMENT CONTAINS PROPRIETARY INFORMATION WHICH IS THE PROPERTY OF FEYEN ZYLSTRA, INC. THIS INFORMATION HAS BEEN DETERMINED TO BE CONFIDENTIAL BY FEYEN ZYLSTRA, INC., AND SHALL NOT BE USED, DISCLOSED OR REPRODUCED, IN WHOLE OR IN PART FOR THE MANUFACTURE OR SALE OF ANY PART OR PRODUCT BY YOU OR ANY OTHER PARTY TO WHOM THE INFORMATION MAY BE SUPPLIED WITHOUT THE PRIOR WRITTEN CONSENT OF FEYEN ZYLSTRA, INC.

fz
 FEYEN ZYLSTRA
 2396 HILLSIDE DR NW
 GRAND RAPIDS, MI 49544
 ENGINEER PH
 SCALE N/A
 DRAWN BY NJN
 CHECKED BY

I/O SCHEMATIC		
CG AUTOMATION & FIXTURE, INC TOOLING FIXTURES TOOL PACK 1889		
CSO # 4/18/2016	DRAWING # 1889-E06	REV
DATE 6/16/2016	SHEET 6 OF 11	

PRX = PROXIMITY SENSOR
 LZS = LASER SENSOR
 LS = LIMIT SWITCH
 OPB = OPTICAL PUSH BUTTON
 OPS = OPTICAL PRESENCE SENSOR
 ESPB = E-STOP PUSH BUTTON
 PB = PUSH BUTTON
 SV = SOLENOID VALVE
 PRS = PRESSURE SWITCH
 LVDT = LINEAR TRANSDUCER
 CR = CONTROL RELAY
 CLS = COORDINATE SENSOR

- 07 00
- 07 01
- 07 02
- 07 03
- 07 04
- 07 05
- 07 06
- 07 07
- 07 08
- 07 09
- 07 10
- 07 11
- 07 12
- 07 13
- 07 14
- 07 15
- 07 16
- 07 17
- 07 18
- 07 19



- 07 20
- 07 21
- 07 22
- 07 23
- 07 24
- 07 25
- 07 26
- 07 27
- 07 28
- 07 29
- 07 30
- 07 31
- 07 32
- 07 33
- 07 34
- 07 35
- 07 36
- 07 37
- 07 38
- 07 39

APPROVALS N/A	SUPPLY VOLTAGE 480V 3PH 60HZ	NEMA TYPE 12
------------------	---------------------------------	-----------------

AREA CLASSIFICATION
GENERAL INDUSTRIAL

REV	DESCRIPTION	DATE	BY	TERMINAL BLOCK LEGEND
				□ MAIN PNL TERMINALS N/A △ OPR STA TERMINALS ◇ J-BOX TERMINALS ○ FUSED TERMINALS

THIS DOCUMENT CONTAINS PROPRIETARY INFORMATION WHICH IS THE PROPERTY OF FEYEN ZYLSTRA, INC. THIS INFORMATION HAS BEEN DETERMINED TO BE CONFIDENTIAL BY FEYEN ZYLSTRA, INC., AND SHALL NOT BE USED, DISCLOSED OR REPRODUCED, IN WHOLE OR IN PART FOR THE MANUFACTURE OR SALE OF ANY PART OR PRODUCT BY YOU OR ANY OTHER PARTY TO WHOM THE INFORMATION MAY BE SUPPLIED WITHOUT THE PRIOR WRITTEN CONSENT OF FEYEN ZYLSTRA, INC.

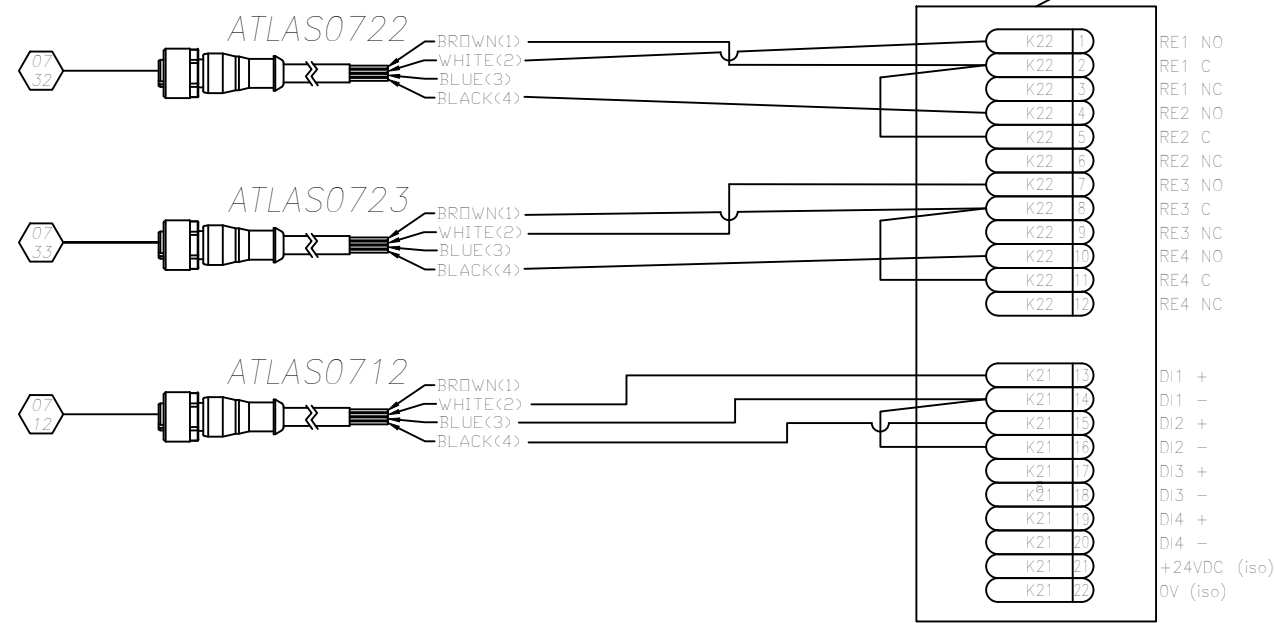
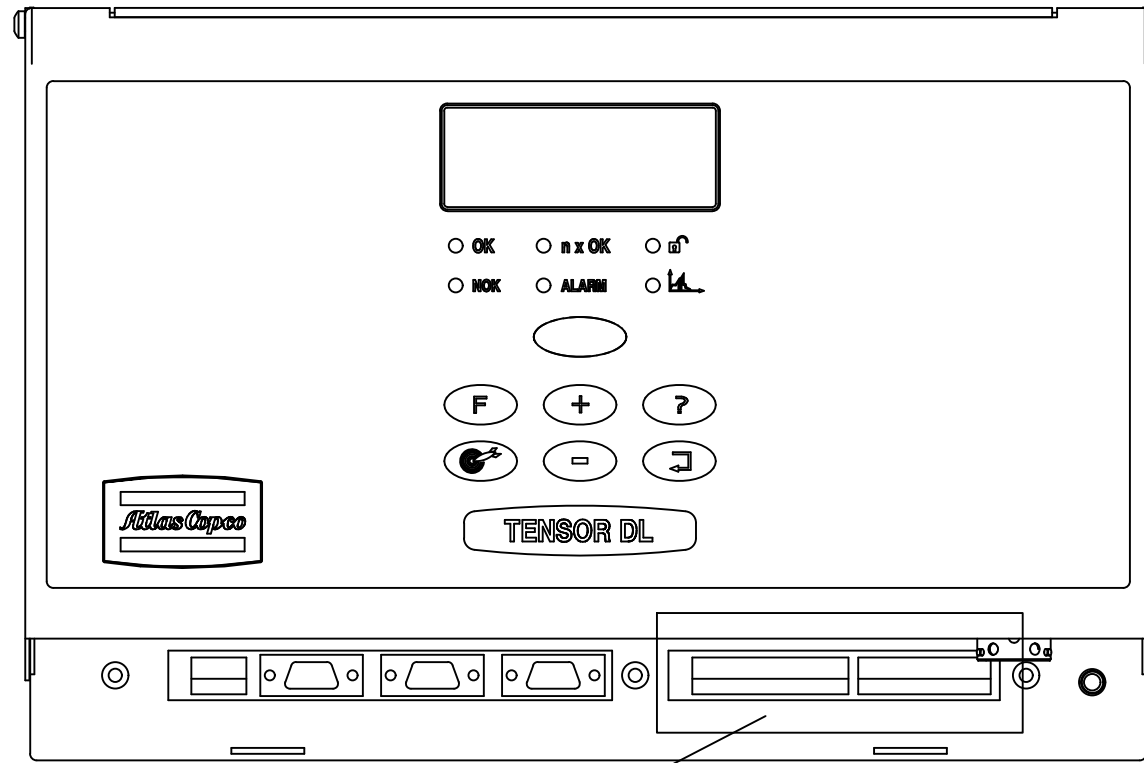
fz FEYEN ZYLSTRA
2396 HILLSIDE DR NW
GRAND RAPIDS, MI 49544

ENGINEER PH
SCALE N/A

DRAWN BY NJN
CHECKED BY

I/O SCHEMATIC		
CG AUTOMATION & FIXTURE, INC TOOLING FIXTURES TOOL PACK 1889		
CSO # 4/18/2016	DRAWING # 1889-E07	REV
DATE 6/16/2016	SHEET 7 OF 11	

- 09 01
- 09 02
- 09 03
- 09 04
- 09 05
- 09 06
- 09 07
- 09 08
- 09 09
- 09 10
- 09 11
- 09 12
- 09 13
- 09 14
- 09 15
- 09 16
- 09 17
- 09 18
- 09 19



APPROVALS N/A	SUPPLY VOLTAGE 480V 3PH 60HZ	NEMA TYPE 12
------------------	---------------------------------	-----------------

AREA CLASSIFICATION
GENERAL INDUSTRIAL

REV	DESCRIPTION	DATE	BY

- - - -

- MAIN PNL TERMINALS
- N/A
- △ OPR STA TERMINALS
- ◇ J-BOX TERMINALS
- FUSED TERMINALS

TERMINAL BLOCK LEGEND

THIS DOCUMENT CONTAINS PROPRIETARY INFORMATION WHICH IS THE PROPERTY OF FEYEN ZYLSTRA, INC. THIS INFORMATION HAS BEEN DETERMINED TO BE CONFIDENTIAL BY FEYEN ZYLSTRA, INC., AND SHALL NOT BE USED, DISCLOSED OR REPRODUCED, IN WHOLE OR IN PART FOR THE MANUFACTURE OR SALE OF ANY PART OR PRODUCT BY YOU OR ANY OTHER PARTY TO WHOM THE INFORMATION MAY BE SUPPLIED WITHOUT THE PRIOR WRITTEN CONSENT OF FEYEN ZYLSTRA, INC.

fz FEYEN ZYLSTRA
2396 HILLSIDE DR NW
GRAND RAPIDS, MI
49544

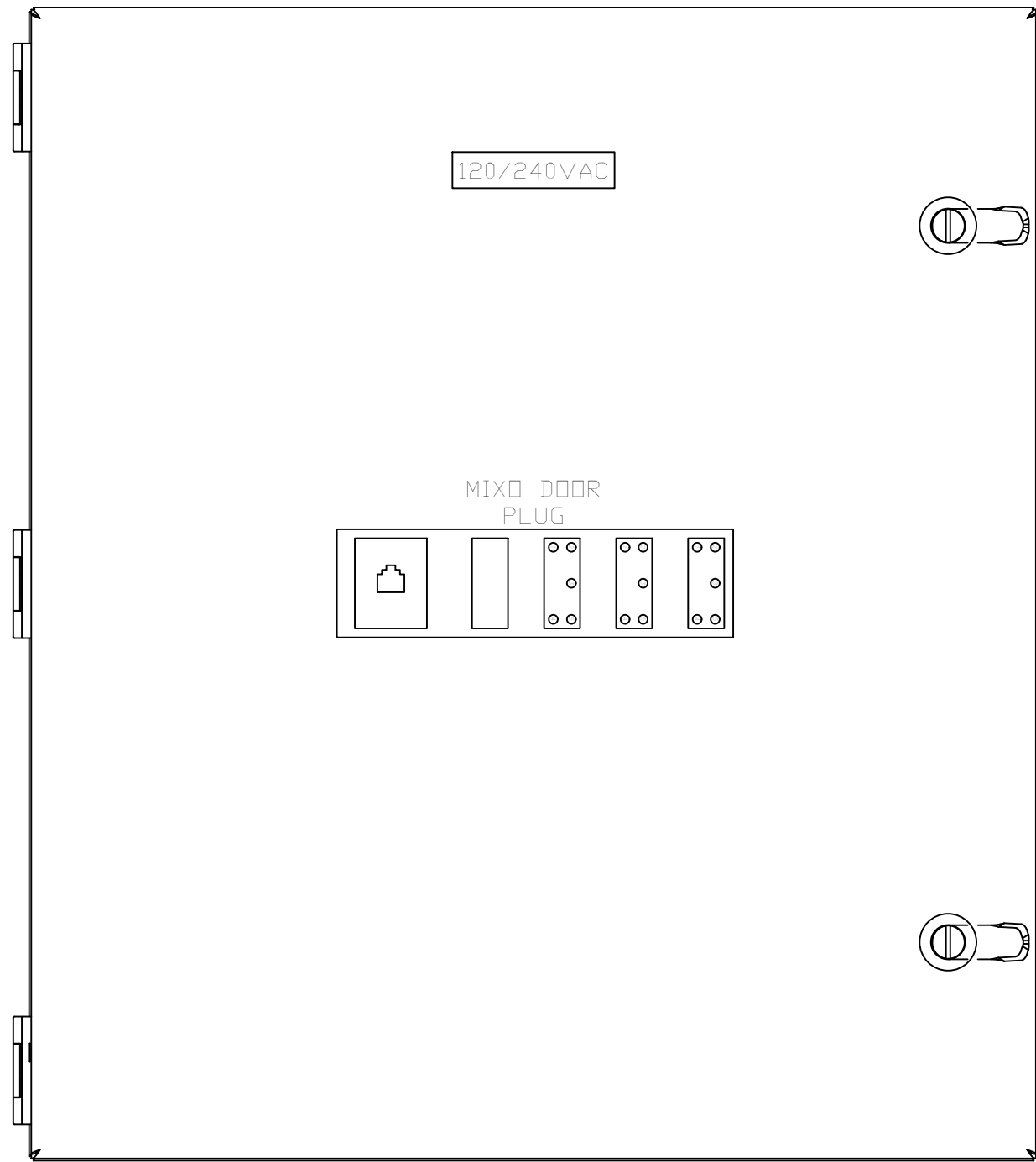
ENGINEER PH
SCALE N/A

DRAWN BY NJN
CHECKED BY

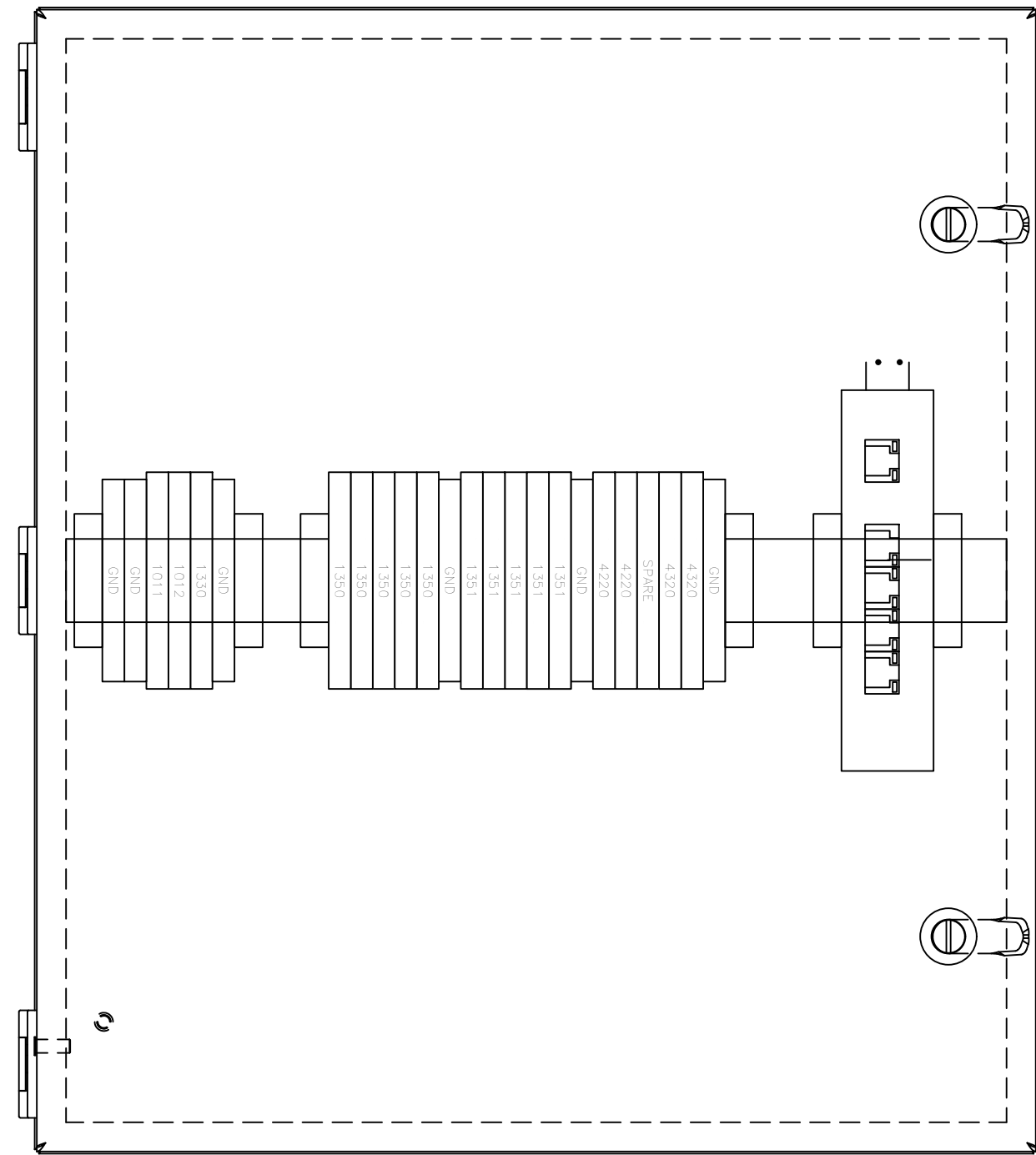
I/O SCHEMATIC

CG AUTOMATION & FIXTURE, INC
TOOLING FIXTURES
TOOL PACK 1889

CSO # 4/18/2016	DRAWING # 1889-E09	REV
DATE 6/16/2016	SHEET 9 OF 11	



DOOR
STICKER
LOCATION



TOOL PACK
J-BOX
SCE-1614ELJ

APPROVALS N/A	SUPPLY VOLTAGE 480V 3PH 60HZ	NEMA TYPE 12
------------------	---------------------------------	-----------------

AREA CLASSIFICATION
GENERAL INDUSTRIAL

REV	DESCRIPTION	DATE	BY

————
 - - - - -
 □ MAIN PNL TERMINALS
 △ N/A
 ○ OPR STA TERMINALS
 ◇ J-BOX TERMINALS
 ○ FUSED TERMINALS

TERMINAL BLOCK LEGEND

THIS DOCUMENT CONTAINS PROPRIETARY INFORMATION WHICH IS THE PROPERTY OF FEYEN ZYLSTRA, INC. THIS INFORMATION HAS BEEN DETERMINED TO BE CONFIDENTIAL BY FEYEN ZYLSTRA, INC., AND SHALL NOT BE USED, DISCLOSED OR REPRODUCED, IN WHOLE OR IN PART FOR THE MANUFACTURE OR SALE OF ANY PART OR PRODUCT BY YOU OR ANY OTHER PARTY TO WHOM THE INFORMATION MAY BE SUPPLIED WITHOUT THE PRIOR WRITTEN CONSENT OF FEYEN ZYLSTRA, INC.

fz FEYEN ZYLSTRA
2396 HILLSIDE DR NW
GRAND RAPIDS, MI
49544

ENGINEER
PH

SCALE
N/A

DRAWN BY
NJN

CHECKED BY

J-BOX LAYOUT		
CG AUTOMATION & FIXTURE, INC TOOLING FIXTURES TOOL PACK 1889		
CSO # 4/18/2016	DRAWING # 1889-E10	REV
DATE 6/16/2016	SHEET 10 OF 11	

